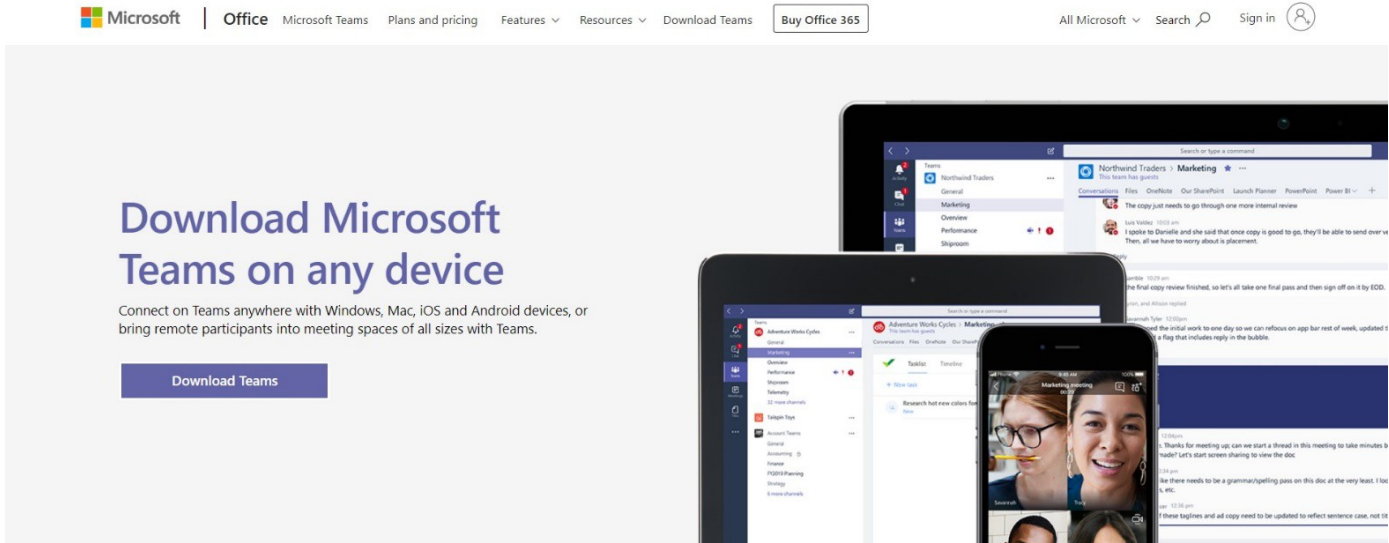


Step 1: Go to <https://products.office.com/en-us/microsoft-teams/download-app>



Step 2: Enter a phone number or email address to the device you would like to download app onto.



Download Teams

Get the Teams mobile app



Enter your phone number or email address and we'll send a download link.

SEND NOW

How your phone number or email address is used. ⓘ

## Step 3: A link will be sent to your device via text or email – click on “Download the app”



Microsoft Teams



### Work together from anywhere

Open this email on your phone or tablet to download the Microsoft Teams mobile app.

Download the app

This email was sent from an unmonitored mailbox.

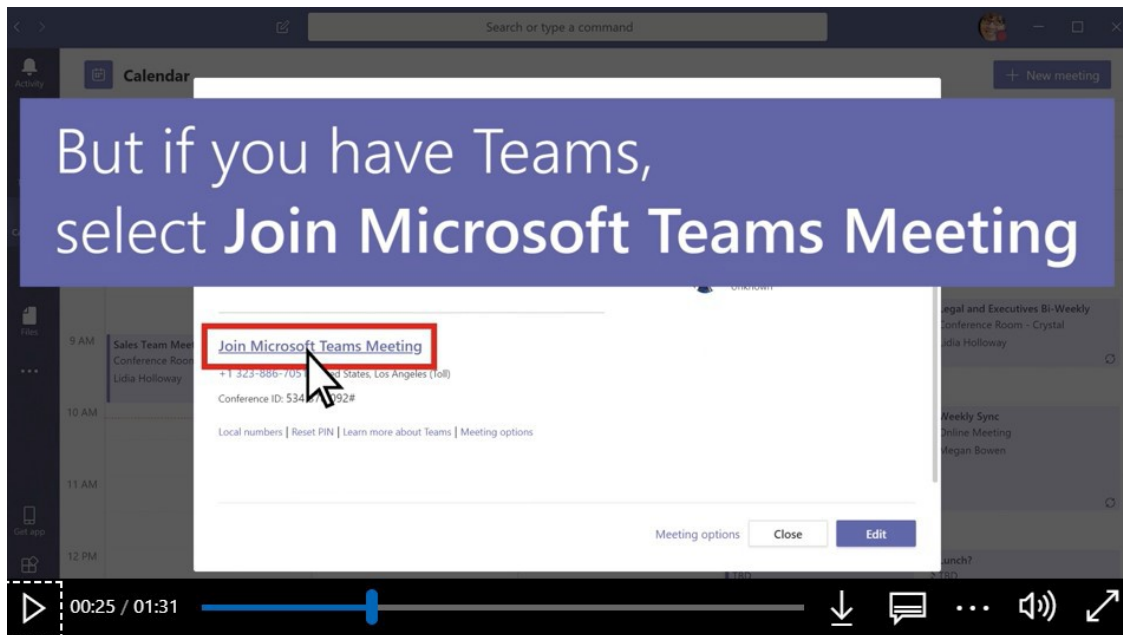
You are receiving this email because you requested an app link from Microsoft Office 365.  
[Privacy Statement](#)

Microsoft Corporation, One Microsoft Way, Redmond, WA 98052 USA

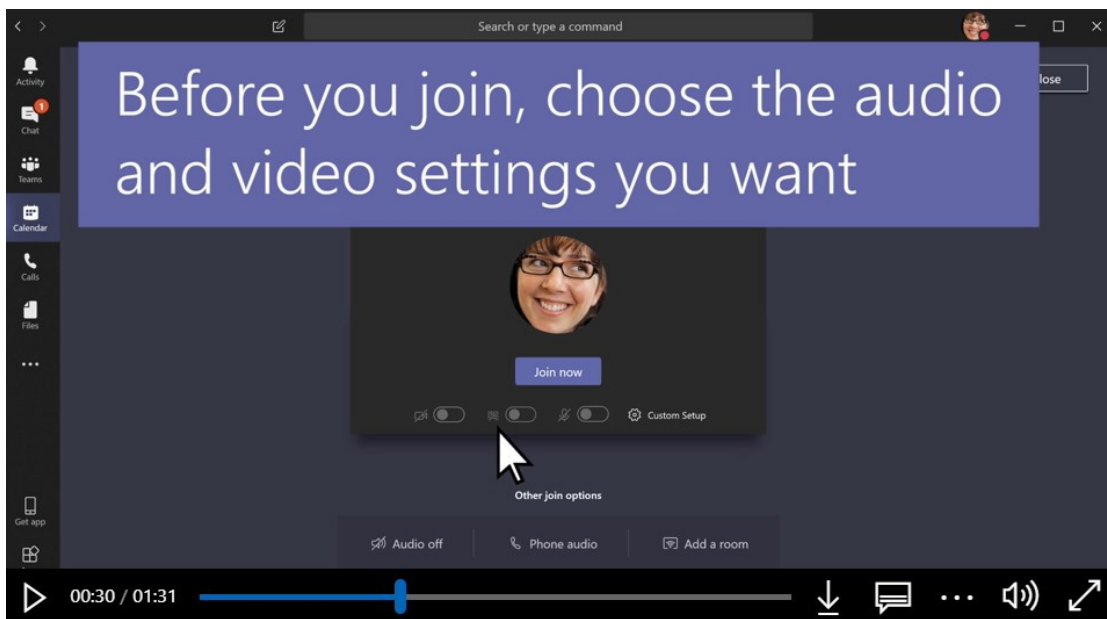
## Step 4: You have now downloaded the app

The screenshot shows the Microsoft Teams website homepage. At the top, there is a navigation bar with the Microsoft logo, 'Office', and links for 'Microsoft Teams', 'Plans and pricing', 'Features', 'Resources', and 'Download Teams'. A 'Buy Office 365' button is also present. On the right side of the navigation bar, there are links for 'All Microsoft', 'Search', and 'Sign in'. The main content area features the heading 'Microsoft Teams' and the sub-heading 'Work remotely without feeling remote.' Below this is a 'Sign in' button and two links: 'Get your school signed up for free >' and 'Just need video calling for personal use? Click here >'. To the right of the text are two circular images: one of a woman working on a laptop and another of a woman using a smartphone. At the bottom of the page, there is a dark grey section titled 'Making Teams available for everyone' with a paragraph about COVID-19 and links for 'Work remotely >' and 'Distance learning >'.

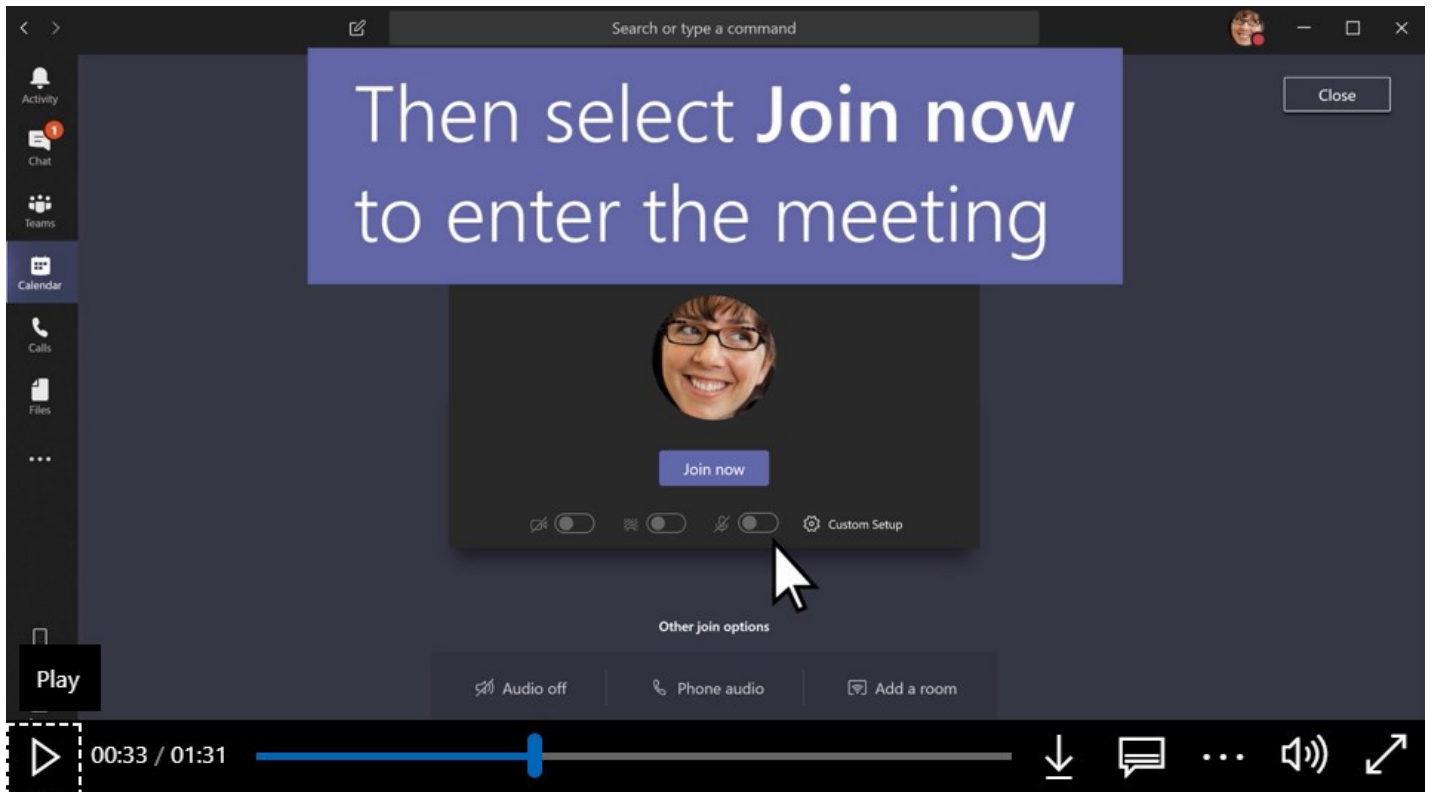
**Step 5: You can click on the “Join Microsoft Teams Meeting” link after you have installed the Microsoft Teams app**



**Step 6: If you want to be visible via video turn ON the camera setting, if you do not want to be visible by video, please turn OFF your camera setting before joining the call. Please mute your microphone before entering the call.**



## Step 7: Click on "Join Now"



## Step 8: You have entered the entered the Video Conference!

